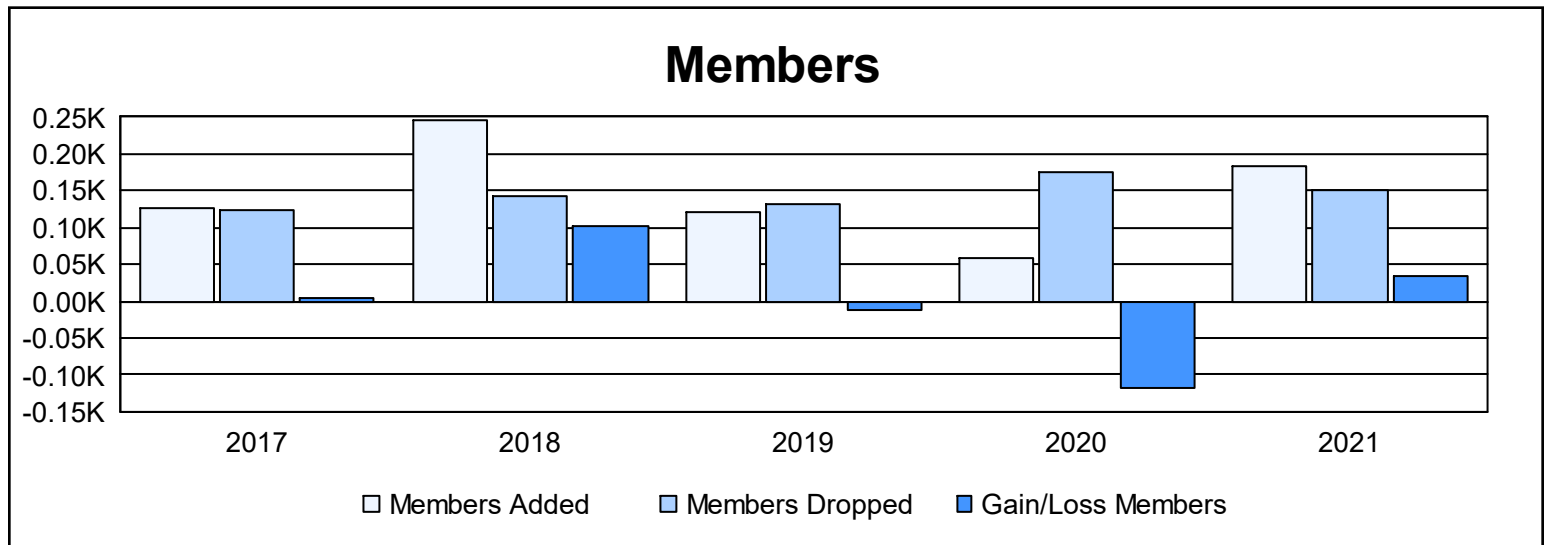
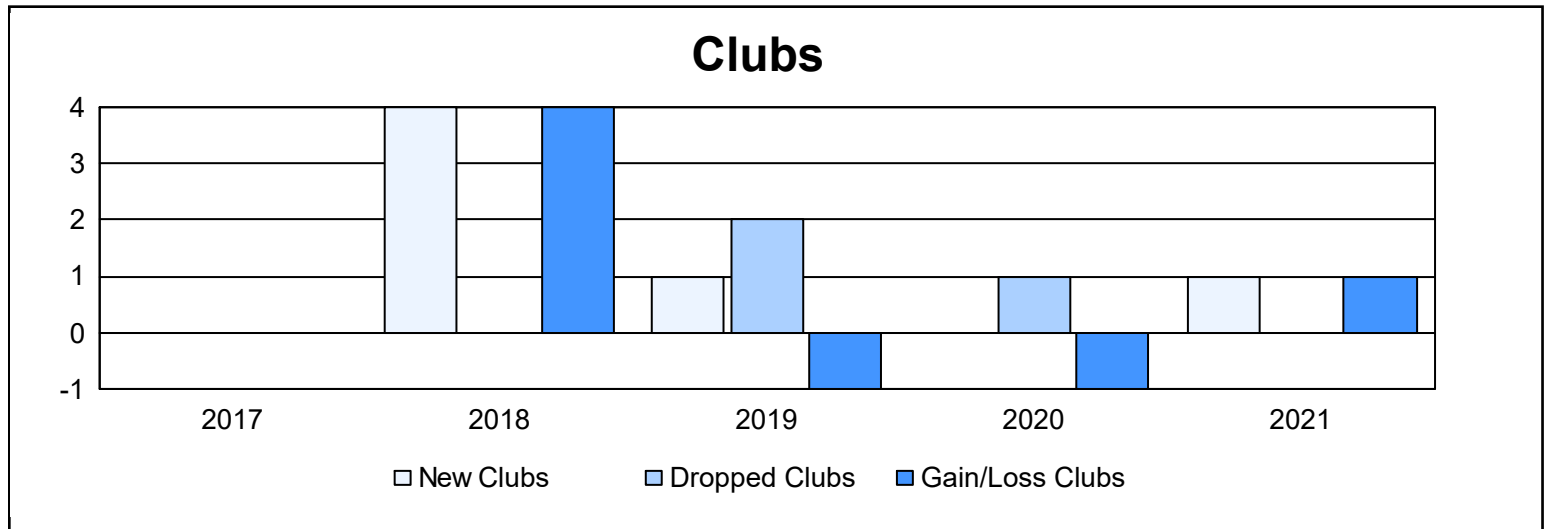
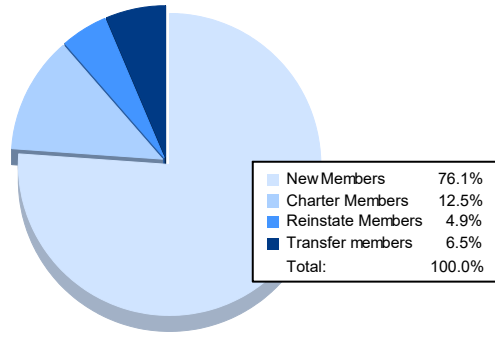


| Year | New Clubs | Dropped Clubs | Gain/ Loss Clubs | New Members | Charter Members | Reinstate Members | Transfer Members | Total Member Added | Total Members Dropped | Gain/ Loss Members |
|----------------|-----------|---------------|------------------|-------------|-----------------|-------------------|------------------|--------------------|-----------------------|--------------------|
| 2016-2017 | 0 | 0 | 0 | 116 | 3 | 2 | 5 | 126 | 123 | 3 |
| 2017-2018 | 4 | 0 | 4 | 126 | 102 | 5 | 12 | 245 | 144 | 101 |
| 2018-2019 | 1 | 2 | -1 | 88 | 23 | 7 | 4 | 122 | 133 | -11 |
| 2019-2020 | 0 | 1 | -1 | 46 | 6 | 2 | 4 | 58 | 176 | -118 |
| 2020-2021 | 1 | 0 | 1 | 140 | 23 | 9 | 12 | 184 | 150 | 34 |
| Average | 1 | 1 | 1 | 103 | 31 | 5 | 7 | 147 | 145 | 2 |



Membership Composition June 2021 Cumulative



Gender Composition June 2021 Cumulative

